

CREATING VALUE FOR OIL & GAS INDUSTRY

Investor Presentation – Q2 & H1 FY26



Consistent progress

We are delighted to share that Deep Industries Ltd has sustained its impressive momentum through the first half of FY26, leveraging our strategic initiatives and unwavering operational excellence to deliver strong results. In the first half, we successfully took over the Rajahmundry asset under a Production Enhancement Contract and secured a key workover rig deployment from Oil India in Rajasthan, as well as in Assam and Arunachal Pradesh, further diversifying our footprint across key hydrocarbon basins.

These achievements, reinforced by heightened bidding success in value-added segments like charter hire of entire gas processing facilities, reflect our agility in navigating a vibrant market landscape. With an order book now exceeding ₹3,050 crore, seamless project executions, supportive government policies on domestic exploration, and escalating energy needs, we are primed to accelerate growth, innovate in sustainable solutions, and maximize long-term value for all stakeholders. Deep Industries Limited continues to fortify its position in the Oil and Gas services sector, as evidenced by our impressive Q2 and H1 results

Thank you for your continued trust and support.

PARAS SAVLA

Chairman and Managing Director



- 1. Quarterly Highlights**
- 2. Industry Overview/Update**
- 3. Company Overview**
- 4. Stakeholders' Value Creation**
- 5. Way Forward**
- 6. Annexure**



Quarterly Highlights

Consolidated Highlights



Q2 FY26

₹ 221.0 Cr.

Op. Revenue
69.2% YoY

₹ 112.9 Cr.

EBITDA*
74.7% YoY

₹ 91.5 Cr.

PBT
78.3% YoY

₹ 71.2 Cr.

PAT
71.4% YoY

46.6%

EBITDA
Margin*

29.4 %

PAT
Margin

H1 FY26

₹ 420.5 Cr.

Op. Revenue
65.5% YoY

₹ 207.9 Cr.

EBITDA*
64.9% YoY

₹ 169.3 Cr.

PBT
68.7% YoY

₹ 132.9 Cr.

PAT
65.6% YoY

45.7%

EBITDA
Margin*

29.2%

PAT
Margin

Operational Highlights

- Secured a ₹96.72 crore contract from Oil India Ltd for 7-year charter hire of workover rig in Assam & Arunachal Pradesh

Consolidated P&L: Q2 FY26

Particulars (₹ Cr)	Q2 FY26	Q2 FY25	% YoY	Q1 FY26	% QoQ
Revenues	221.0	130.6	69.2%	199.5	10.8%
Other Income	21.3	7.1		13.4	
Total Income	242.3	137.7	75.9%	212.9	13.8%
Operating Expenses	129.4	73.1		117.9	
EBITDA*	112.9	64.6	74.7%	95.0	18.8%
EBITDA Margin (%)	46.6%	46.9%		44.6%	195 bps
Depreciation	14.9	10.2		13.0	
Finance Cost	6.5	3.1		4.1	
Profit Before Exceptional Items	91.5	51.3	78.3%	77.9	17.5%
Exceptional items (Expense) / Income	-	-		-	
Profit Before Tax	91.5	51.3	78.3%	77.9	17.5%
Tax	20.2	9.7		16.2	
Profit After Tax	71.2	41.5	71.4%	61.7	15.4%
PAT Margin (%)	29.4%	30.2%		29.0%	42 bps
Basic & Diluted EPS (INR)	10.53	6.00	75.5%	9.19	14.6%

*Includes Other Income

Consolidated P&L: H1 FY26

Particulars (₹ Cr)	H1 FY26	H1 FY25	% YoY
Revenues	420.5	254.1	65.5%
Other Income	34.7	18.0	-
Total Income	455.2	272.0	67.3%
Operating Expenses	247.3	146.0	
EBITDA*	207.9	126.0	64.9%
EBITDA Margin (%)	45.7%	46.3	
Depreciation	27.9	20.1	
Finance Cost	10.64	5.6	
Profit Before Exceptional Items	169.3	100.4	68.7%
Exceptional items (Expense) / Income	-	-	
Profit Before Tax	169.3	100.4	68.7%
Tax	36.4	20.1	
Profit After Tax	132.9	80.3	65.6%
PAT Margin (%)	29.2%	29.5%	
Basic & Diluted EPS (INR)	19.72	11.8	677.9%

*Includes Other Income

Consolidated Balance Sheet

Particulars (₹ Cr)	H1 FY26	31-Mar-25	31-Mar-24
Assets:			
Non-Current Assets	1,592	1,483	1,239
Current Assets	950	910	672
Total Assets	2,542	2,393	1,911
EQUITY AND LIABILITIES:			
Equity	1,931	1,820	1,443
Non-Controlling Interest	102	95	84
Non-Current Liabilities	171	175	163
Current Liabilities	338	303	221
Total Equity & Liabilities	2,542	2,393	1,911



Industry Overview

Domestic Oilfield Services Sector Poised for Resurgence

Drivers of Oil & Gas Equipment Service Market Growth



Enhanced Oil Recovery Techniques
Advanced methods to increase oil production



Unconventional Resource Extraction
Extraction from non-traditional sources like shale



Digitalization
Integration of AI and IoT for efficiency

Energy Security Strategy



Energy Security
Reduce 85% import dependence





Investment Target
US\$100 Billion in E&P by 2030



Policy Simplification
Streamlined approvals HELP OALP for energy projects

India's Energy Sector Projections

	 Crude Oil	 Natural Gas
Import Dependence (2025)	82.8%	45.3%
Share in Energy Mix (2030)	N/A	15%
Impact of Domestic Support	15-20% boost by 2030	N/A
Infrastructure Expansion	N/A	22,306 km pipeline network
Refining Capacity (2030)	300 MMTPA	8,228 km pipeline network
Domestic Investment (2030)	N/A	\$150B

DIL is strategically placed with unique capabilities to achieve sustainable growth in the oil & gas services industry



Company Overview

A pioneer in Oil & Gas support services...



Experience of
more than
30 years in Oil &
Gas support
services



One-stop
solutions
provider for
Oil & Gas field
operations &
services



Comprehensive
service portfolio
with skilled
manpower



Pioneer in
converting EPC
of entire Gas
Processing
facilities into
charter hiring

...Deep Industries covers 70% of post exploration value chain...

Natural Gas

- Charter hire of entire Natural Gas processing facility
- Natural Gas Compression
- Natural Gas Dehydration

Integrated Project Management

- Drilling services
- Work-over services
- Air Drilling
- Cementing
- Geo physical logging
- Hydrofracking and coiled tubing

Production Enhancement Contracts

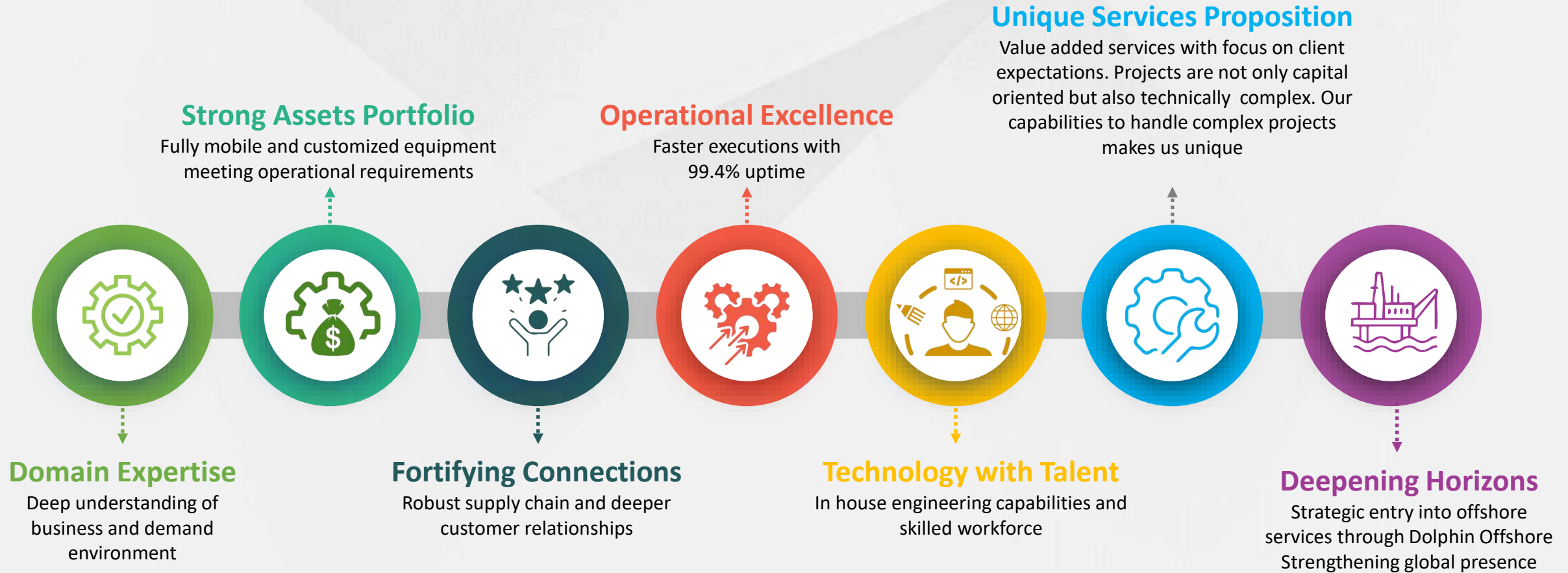
- Comprehensive services to enhance production of matured fields

Offshore services

- Prabha – DP2 Accommodation Barge
- Platform Support Vehicles (PSV), Anchor Handling Tugs Supply Vessel(AHTS)
- Marine operations and management services

With its diversified oil & gas services portfolio, Deep Industries Limited now covers ~ 70% of Post Exploration Value chain Services in the entire value chain of Oil & Gas Services Industry

...with domain expertise, skilled manpower...



...and global presence...

Deep Industries Ltd.
- Subsidiaries

Deep International
DMCC
Clients in MENA
Region

SAAR International
FZE LLC
Ras Al Khaimah
Economic Zone, UAE

Dolphin Offshore
Enterprises (India)
Ltd. - Subsidiaries

Beluga International
DMCC
Prabha-DP2 Barge in
Mexican Waters

Dolphin Offshore
Enterprises
(Mauritius) Pvt. Ltd.



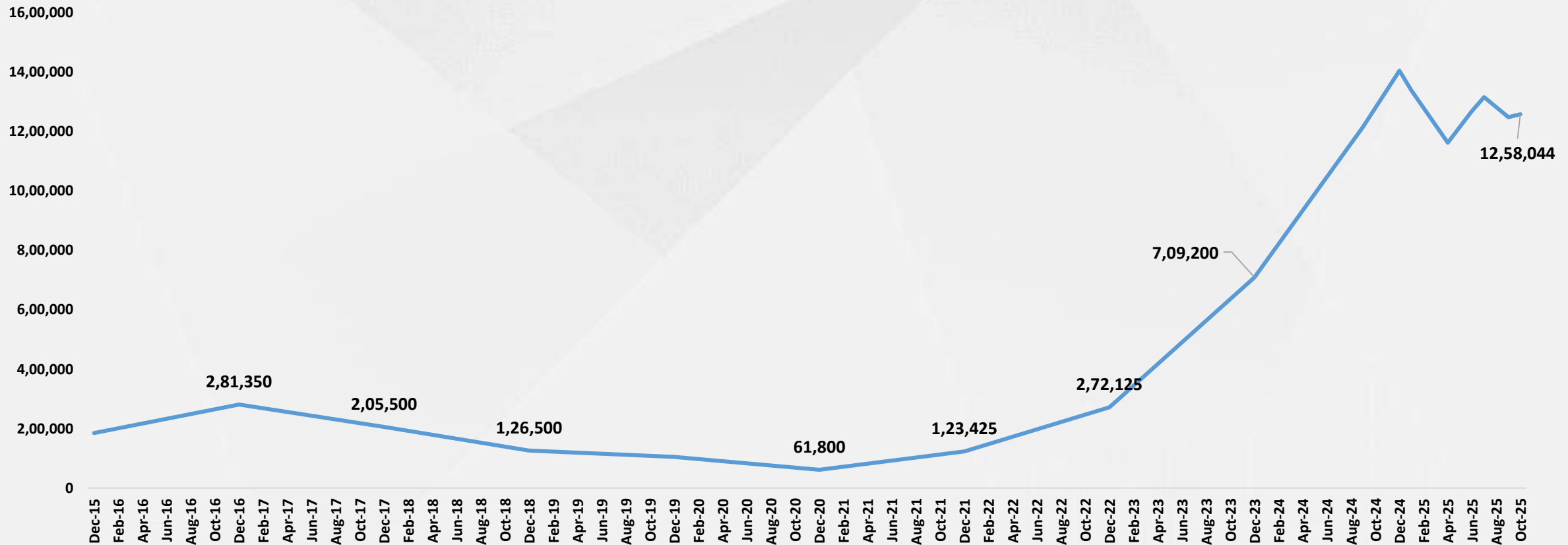


Stakeholder's Value Creation

Stakeholder value generation in last one decade...

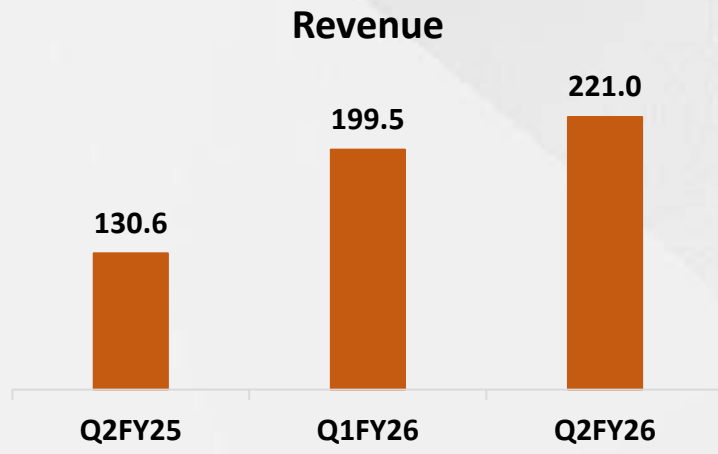


CAGR of 34.4% in 10 years

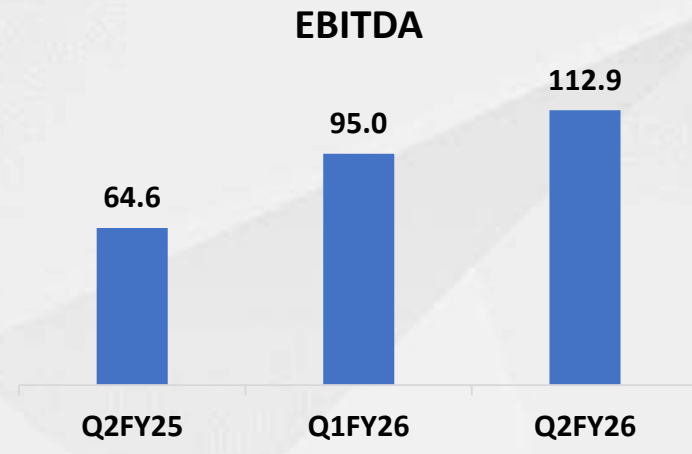


*Investment value for 1,000 shares; Price as on Apr 30, 2025; Adjusted for de-merger and split, excluding Dividend

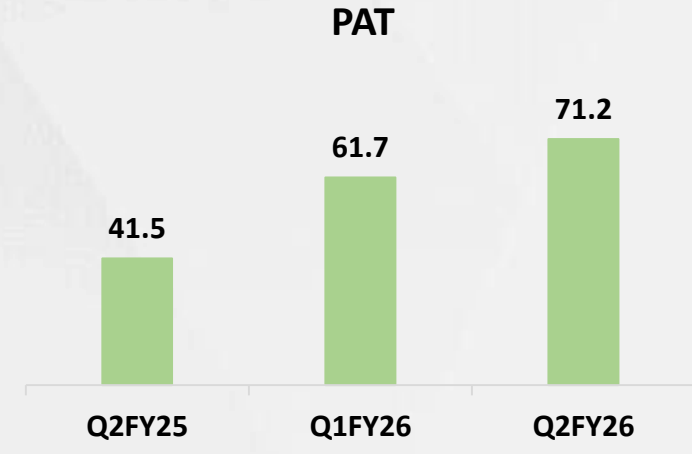
...through robust financial growth...



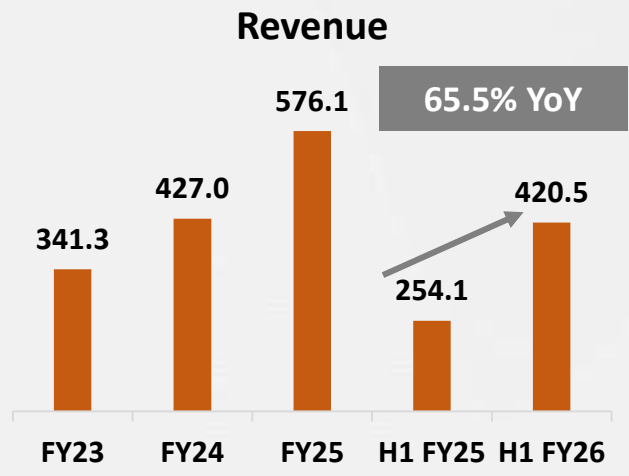
69.2% YoY; 10.8% QoQ



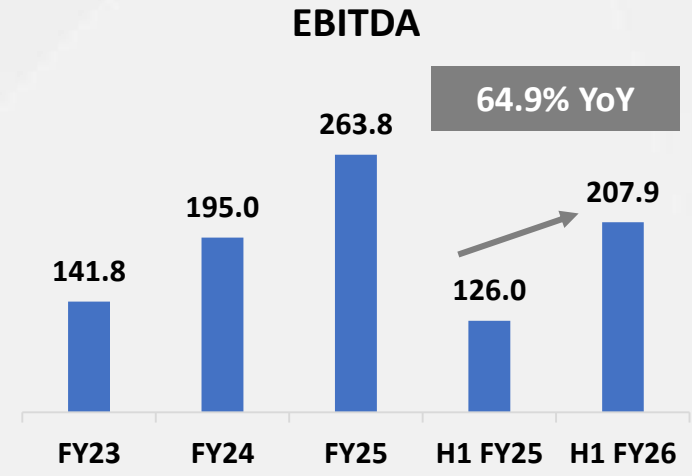
74.7% YoY; 18.8% QoQ



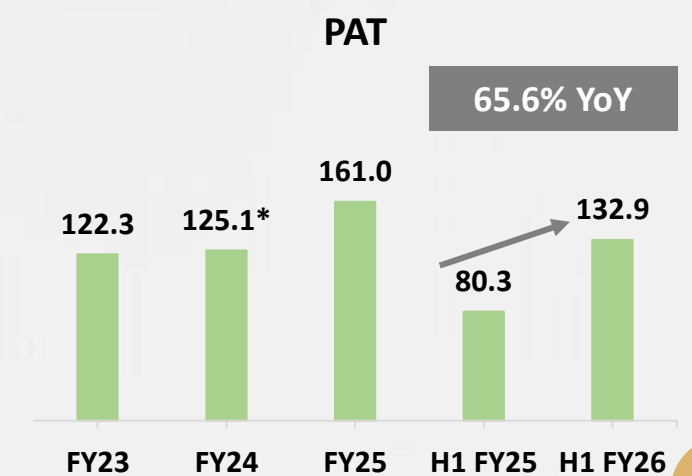
71.4% YoY; 15.4% QoQ



65.5% YoY




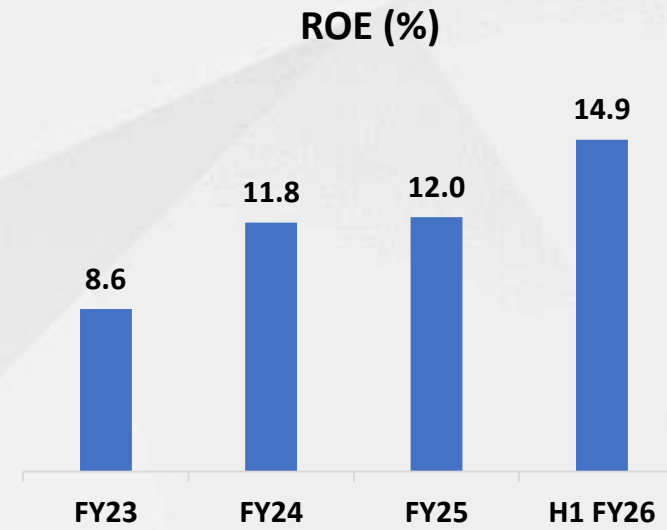
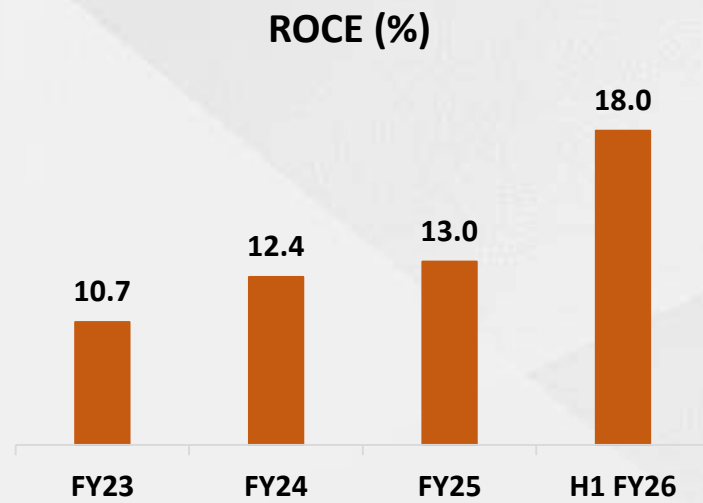
64.9% YoY



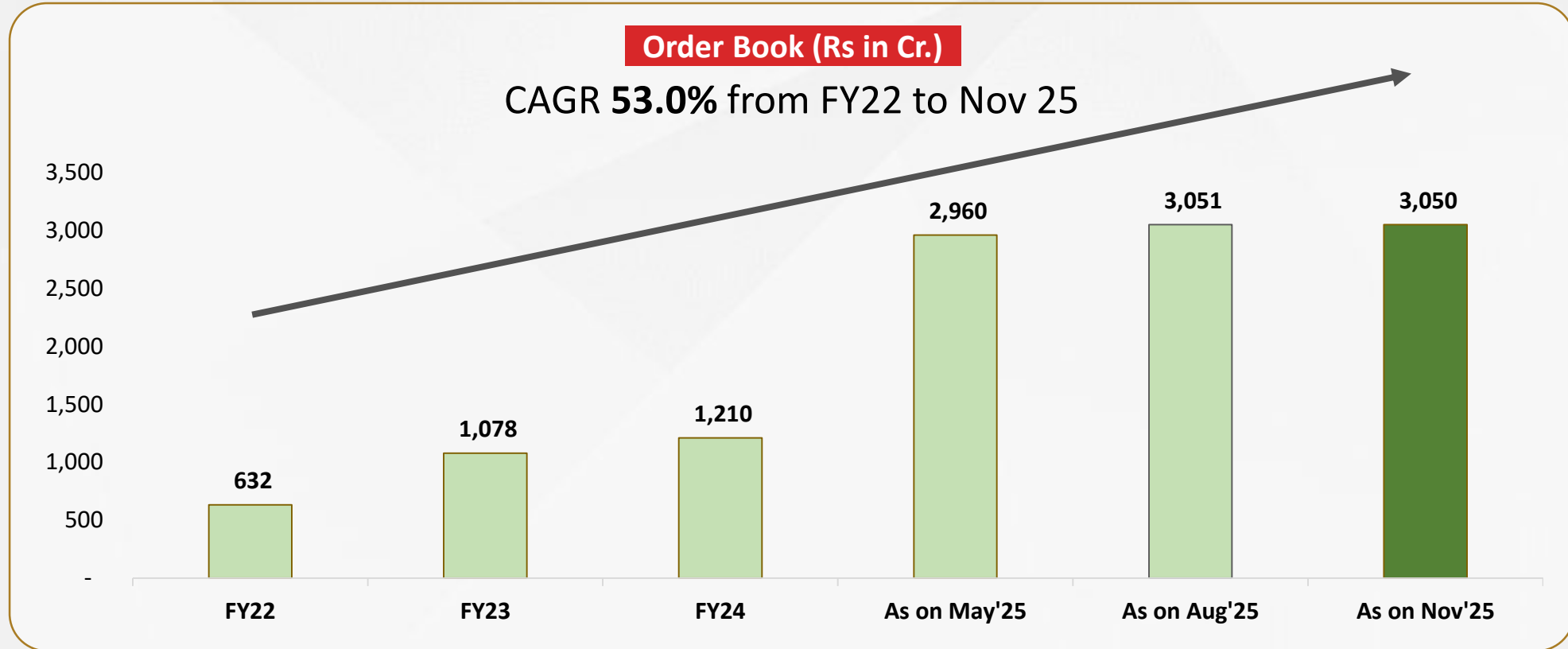
65.6% YoY

*PAT excludes ₹ 44 cr exceptional gain for FY24 and exceptional Loss for FY25; attributable to owners

...healthy balance sheet...



...and consistent order flow...



...offering distinctive value proposition...



Operational Efficiency

Completes tasks faster than competitors due to skilled workforce



Market Expansion

Poised for expansion in offshore marine services market



Charter hiring of entire gas processing facility

Capitalizing on converting EPC in to charter hire



Mobile Units

Quickly deploys resources nationwide within a few months



Strong Liquidity

Well-positioned for seamless expansion with balanced debt.



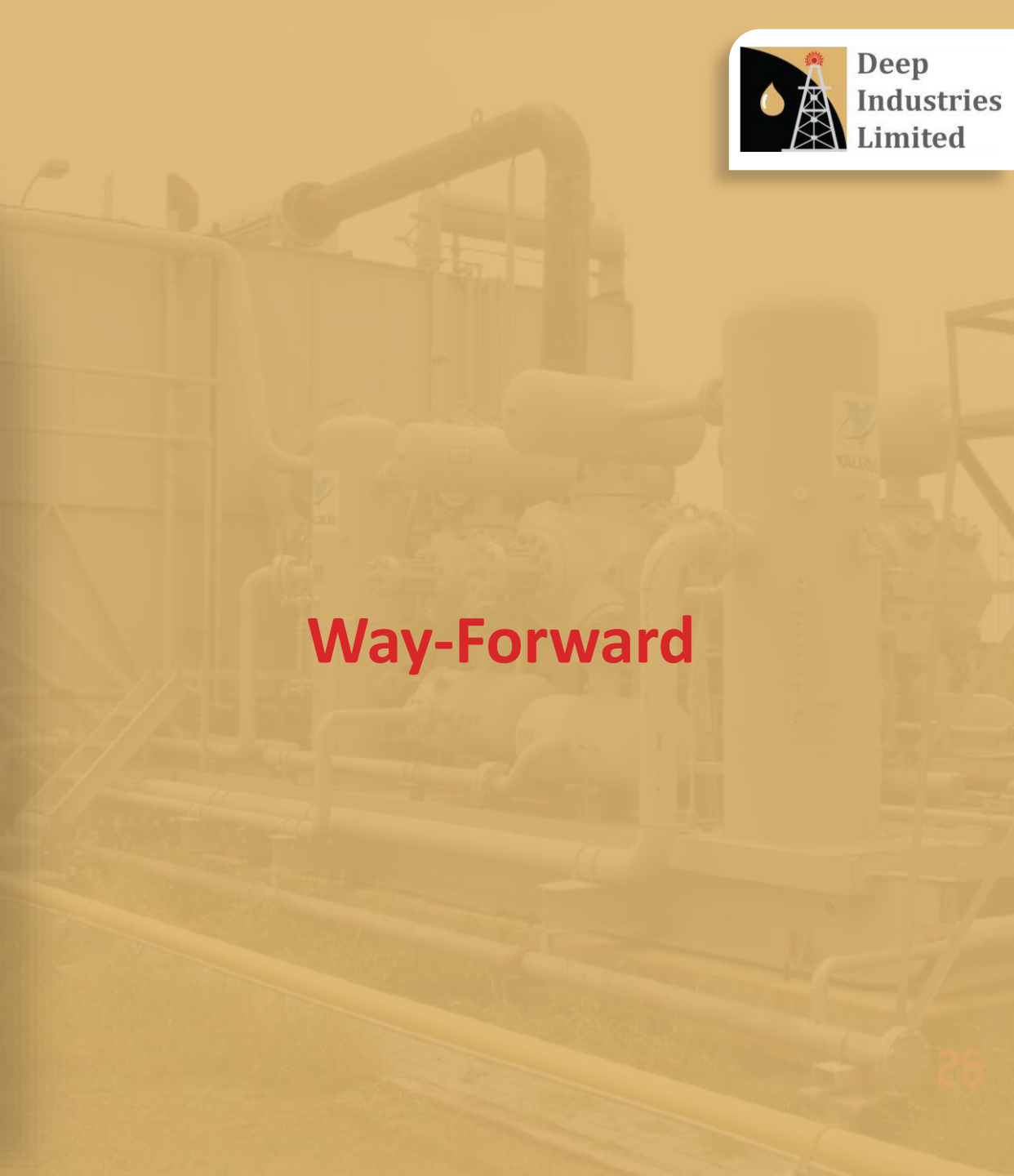
Value-Added Services

Enhances client revenue, profitability, and diversifies product portfolio

...to long-standing loyal customer-base



...a testimony of our capabilities



Way-Forward

Key Growth Drivers

Charter hire of entire Gas Processing facilities

Production Enhancement Contract (PEC)

Integrated Project Management

Offshore Services



Production Enhancement Contract

- The Company has secured a 1,402 crore contract from ONGC for 15 years. The said contract offers comprehensive services to boost production from one of the Matured Fields of ONGC. The Company is backed by 3 decades of experience.
- Ground-level operations has been started in April 2025; majority of revenue is expected to be generated in first 10 years
- The expected EBITDA margins from this contract are exceptional



Tapping offshore services market

Target Industry Segments and Potential Clientele

- The Offshore Services business has following target market / industries
 - Offshore oil & gas industry - Energy producers with shallow water and deep water platforms
 - Offshore renewable energy industry – Offshore wind platforms
 - Communication Industry - Trans-country and Trans-continental networks with under sea data cables
 - Transmission & Transportation - under sea gas transportation pipelines and under sea power cables
- Additionally offshore services can be provided to domestic and international offshore Oil & Gas producers



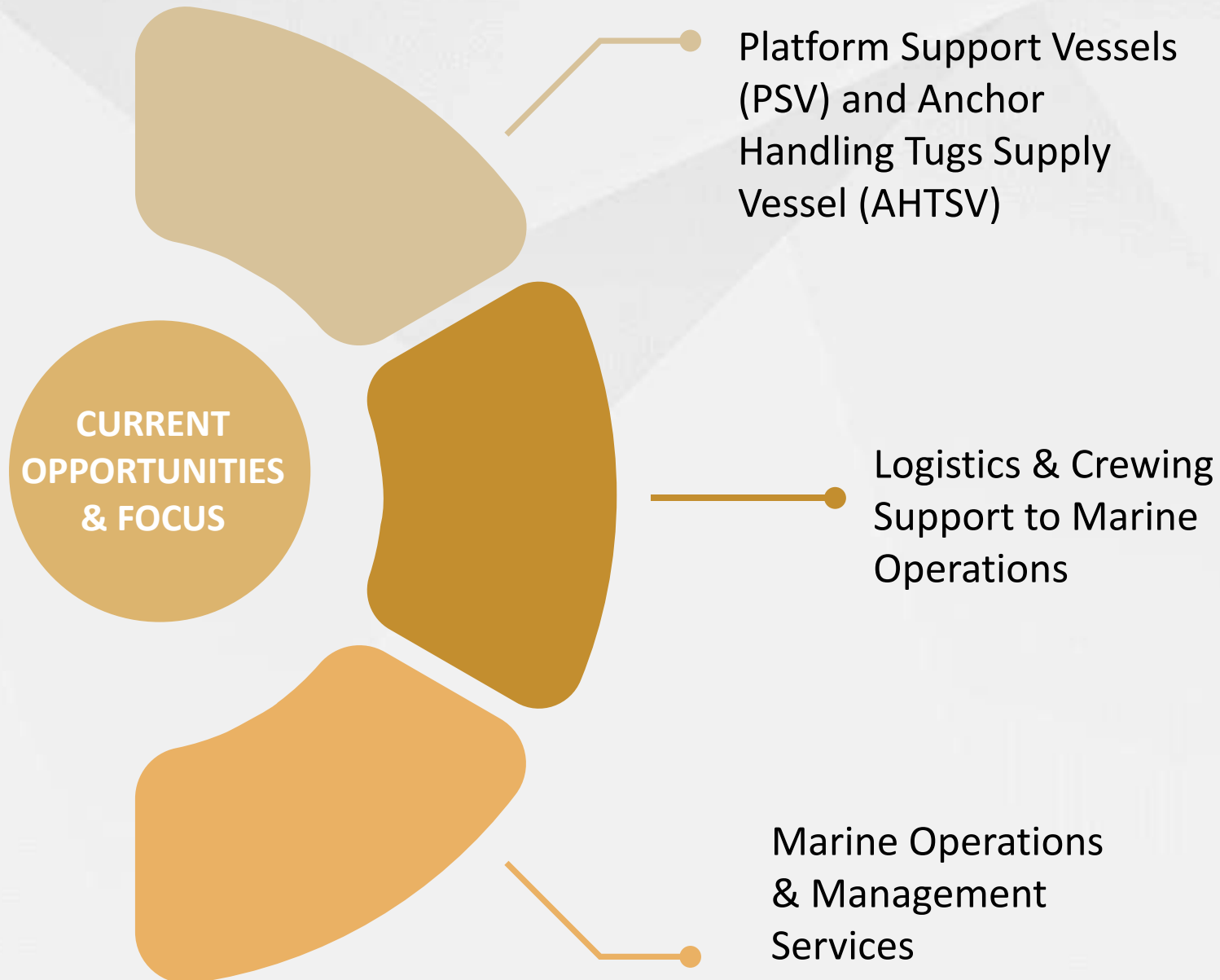
...provided by Dolphin Offshore...

Prabha-DP2

- The dynamically positioned DP2 barge, owned by Beluga International DMCC, Dubai a wholly owned subsidiary of Dolphin Offshore Enterprises (India) Limited has commenced revenue generation from May 2025.
- DP2 barge like Prabha are in heavy demand due to its features and capabilities
- It has potential to generate excellent daily rental revenues with EBITDA margin in the range of ~ 60%,



...that offers other growth-supporting services





Annexure

Onshore & Offshore Oil and Gas Services



- Under Onshore Oil and Gas services, the operations are performed onshore, i.e. on Land
- Onshore drilling rigs use surveys and drilling techniques to extract hydrocarbons
- It reduces transport and logistical costs compared to offshore drilling
- Proximity to infrastructure makes it a cost-effective energy production method

- Under Offshore Oil and Gas services, the operations are performed in deep sea.
- Offshore drilling rigs use advanced tech to extract hydrocarbons beneath the seabed
- It faces environmental risks but has strict safety measures
- It meets energy needs and produces in larger quantity in comparison to onshore fields



Deep Industries has been engaged in the Onshore Services segment for more than 3 decades and has entered into Offshore Services by acquiring Dolphin Offshore

Natural Gas – Charter Hire of Gas Processing facility

- Offers Design, Supply, Installation, Commissioning, and O&M of hydrocarbon production systems
- Facility reflects commitment to value-added services
- Enhances client offerings through end-to-end services
- Forays in to converting EPC into Charter Hire

Project Jaya

Delivered **Entire Surface Facility** and produced fluid processing network from wellhead to the transportation point on Charter Hire basis

Two more similar facilities have been provided to ONGC assets — Bokaro and Kakinada.

End to End Integrated Oil & Gas facility operation placed in single well pad



Natural Gas - Compression

Artificial Gas Lift

Enhanced Oil Recovery

- Gas compression injects gas into wells to boost production
- Artificial gas lift enhances oil production in mature, depleted fields where natural reservoir energy is insufficient

Gas Transportation

Distribution

- Pressure loss during transportation of Gas through pipeline
- Compression is required to boost the pressure for smooth flow

Boil of Gas

Reduce Loss of Evaporation

- Heat during storage and transportation evaporates LNG creating Boil-Off Gas (BOG)
- Compression ensures recovery of such Gas

Gas Based Power Plant


Power Generation

- Compression used to boost pressure of natural gas used as a fuel to generate electricity through turbines



Natural Gas - Dehydration

- Blast at the GAIL site increased scrutiny on the processes followed by the producers and transporters of Gas and resulted in regulations being made more stringent
- This necessitated Gas Producers to get a dehydration units installed at the site before selling Gas through pipeline, as needed by the stricter implementation of regulations
- Gas Dehydration is a process to remove water moisture and heavy hydrocarbons out of natural gas before putting the same in pipeline so to ensure safety of National Grid
- We are one of the first companies in India who qualifies to provide Gas Dehydration on charter hire basis



Integrated Project Management Services (IPMS)



Services included under IPM are:

- Drilling
- Air Drilling
- Cementing
- Geophysical Logging, wire line service
- Hydro Fracturing & Coiled tubing
- Well Completion Services-Work over operations to Production

IPM is a turnkey solution to drill and complete a well or a number of wells under single contract

Under IPM, we are focusing on complete project, using in-house expertise as well as third party services.

IPMS - Workover and Drilling Rig Services



Leading Solution provider for Coring, Air Drilling, Work over and Drilling Rig Services to Oil & Gas companies in India

Assets & Capacities

- Owns & operates 12 Workover Rigs with capacity ranging from 30T to 150T, 6 Drilling Rigs with capacity of 1000Hp.

Expertise

- Provided complete solutions related to Exploration & Production of hydrocarbons
- Developed cost effective solutions which result in substantial savings to Clients

Clients

- Successfully served long term contracts with PSUs & MNCs since last two decades

Focus

- Focus will be to expand in Onshore Drilling Business as there is a significant opportunity in the Industry.

Assets & Capacities

- Build a diversified team which has required skill set to carry out planning and execution of large size project.

Management Team



PARAS SAVLA

Chairman and Managing Director

With over three decades of expertise, he graduated in Commerce from Gujarat University. Under his leadership, the organization has experienced exponential growth. Guided by his vision, the company has evolved from a mere transportation service entity to a comprehensive provider of energy infrastructure equipment solutions.



RUPESH SAVLA

Managing Director

Possessing over 30 years of experience in the energy sector, he has steered the organization towards extensive operational expansion. He completed his Masters in Business Administration from Bentley College, USA, and holds a degree in Commerce from Gujarat University. His responsibilities include supervising the coordination and implementation of various projects.



ROHAN SHAH

Director Finance & CFO

A Chartered Accountant with over 20 years of expertise in Finance, Accounts, Audit, and Statutory Compliances, he has dedicated more than 15 years to Deep, assuming several high-ranking financial roles, including Chief Financial Officer. In 2019, he was honored with the "Financial Express CFO of the year award" in the category of Small Enterprises - Services Industry.

Corporate Social Responsibility



Deep Industries has launched **Blended Interactive Learning**, a technology-driven approach to enhance primary education in Gujarat, aligned with government curriculum.

The flagship product, **Smart Class**, integrates tools like **sLate** (schoolsLENS Advanced Technology for Education), which delivers interactive content via mobile devices, tablets, and computers, making teaching and learning more effective.

The initiative also includes the **K-Class** with:

- **K-Yan**: Integrated community projector.
- **Interactive Multimedia Content.**
- **Virtual Science Experiments.**
- **Teacher Capacity Building.**

THANK YOU



CIN: L14292GJ2006PLC049371

Mr. Rohan Shah, Director Finance & CFO

rohan@deepindustries.com



Ashith Salian / Rohit Rokade

93241 71767 / 96643 55458

ashith.salian@adfactorspr.com /

rohit.rokade@adfactorspr.com